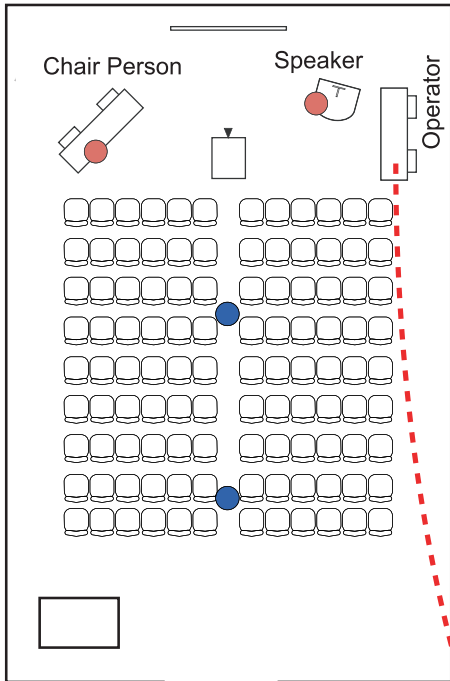


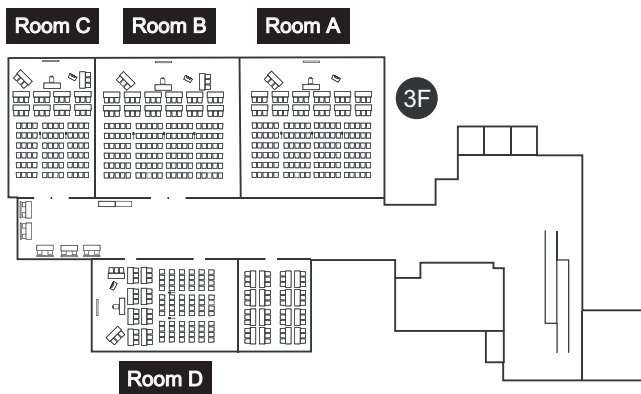
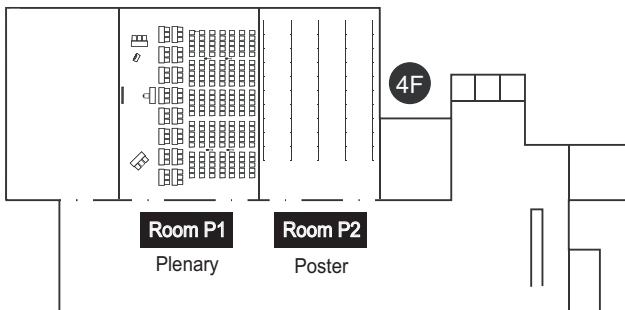
# Oral Session Instruction



## Session Equipments

- All speakers are required to use an electronic projector.
- An OHP is not available at the conference. To avoid software matching trouble, you are requested to bring your own PC with you for your presentation.
- **D-sub (15pin) and HDMI** are available for the connection to the projector. Please set up your PC before your session starts. We do not provide any other types of interface cables. Please prepare a conversion adapter for your PC.

\* Those whose manuscripts are accepted for presentation at the conference should inform MNC if they can participate. (In case of not making a presentation, the presentation will be withdrawn and the paper submission will not be accepted by JJAP.)



(1) All authors should register at the registration desk.



(2) All authors are requested to register at the session registration desk no later than 30 min. before the session starts. Please pick a name card point (blue) up there.



(3) Bring your PC at least 15 min. before the session of your presentation starts and ask the operator in the session room



(4). Presentation

	Presentation	Discussion	Author's Interview
Plenary (40 min. )	35 min.	5 min.	none
Invited (30 min.)	25 min.	5 min.	none
Regular (20 min. )	15 min.	5 min.	none

## During Session

The conference staff will be timing the session by ringing the bell.

- 1) 1st bell : At the end of presentation.
- 2) 2nd bell : At the end of 5 min-discussion.



No Photo and No video  
in session Room.

